







Subject: Design Technology
Year: 9 Teaching block: 7
Topic: Advanced Design Skills
Assessment week: 19th Nov

During this topic you will develop and demonstrate the following PLTS:

Creative thinker		Team player	
Reflective learner		Effective participator	
Independent enquirer		Self-manager	

What I will learn?
How to draw more complex isometric and oblique shapes
How to use 'crating' effectively
How to render effectively
How to draw an exploded drawing
How to create an orthographic drawing
About existing designers
What designs methods you could use (design methodology)
How to use Autodesk Inventor

Key vocabulary for this topic:
Autodesk, exploded drawings, orthographic drawings, biomimicry, design methodology, extruding

Independent learning	
What?	
Download Autodesk Inventor 2014 (free) and experiment with it Mobile Phones Complete Drawing Skills Design Movements timeline Update Knowledge Organiser and Keywords Revision	

What?	When?
Use website to learn about 2 point	w/c 17 th

What will the best students be able to do/understand by the end of the topic:

How to draw more complex isometric and oblique shapes

How to use 'crating' effectively

How to render effectively

How to draw an exploded drawing

How to create an orthographic drawing

About existing designers

Understand design methodology

How to use Autodesk Inventor